


A Sheep to make

You will need white copy paper, black paper, glue, scissors and colour pencils





Cut an A4 sheet of white copy paper into strips along the short edge.


From black paper cut a circle for the face, two ear shapes and 4 legs using the picture as a guide. Draw eyes and a nose onto the face.



Glue the folded strips onto the back of the face. Build up layers till it looks like a fluffy sheep.



Add the ears to the face



Add legs to the back



Your finished sheep should look something like this. Why not make a whole flock.