



Paper butterflies



Using the template draw and cut out the shape from paper. Any paper will do copy paper, wrapping paper, newspaper or even plastic bags.



Next fold it up like a fan



Once it is all folded tie it with some string, thread or wool
As shown



Gently open out the folds to create your butterfly



Make lots of different ones and you can hang them up if you use plastic bags you can even hang them outside. Try different sizes to give more variety. Have fun

